

Trinidad and Tobago Chemistry Olympiad

Committee Report
2022 / 2023 Trinidad and Tobago Chemistry Olympiad
Level A and Level B

The 4th iteration of the Trinidad and Tobago Chemistry Olympiad (TTChO) continued with the use of the online assessment platform, Schoology. Feedback regarding its end-user feasibility continue to be positive.

The performance trends, distribution of marks, and highest scores are comparable to years, whether in an online or face-to-face setting. There are near-normal distributions for the overall performances in Level A and Level B.

The 4th edition of the TTChO saw 210 students in Level A from 15 schools; and 111 students in Level B from 16 schools. **This represents an increase of over 400 % in Level A, and over 160 % in Level B, compared to 2021/2022!** This would not have been possible without the encouragement and motivation of the Teachers. We salute you.

Level A **Total Number of Students**

Form 2	7
Form 3	31
Form 4	87
Form 5	85

Level B **Total Number of Students**

Lower 6	52
Upper 6	59

In both Level A and Level B, Naparima College had the most number of participants: 28 and 20, respectively.

Many of the top students last year repeated their outstanding performance in the 2nd edition of the TTChO:

(i) Kovid Capildeo of Presentation College Chaguanas, placed 1st in Form 4 in 2021/2022, and is joint 1st in Form 5 for this year

(ii) Wirraaj Annamunthudo of Presentation College San Fernando, placed 1st in Form 5 (and 1st overall in Level A) in 2021/2022, and is joint 1st in Lower 6 for this year.

(iii) Fazeel Ali of Presentation College Chaguanas, currently in Upper 6, was joint 1st in Round 2 Level A in 2020/21, 2nd overall in Level B (as a Lower 6 student) in 2021/2022, and is joint 1st in Level B for this year.

(iv) Saleem Salick of Presentation College Chaguanas, currently in Upper 6, was joint 2nd overall in Level B (as a Lower 6 student) in 2021/2022, and is joint 2nd in Level B for this year.

Special mention must be made of Kashveer Sookoor of Naparima College, who in Form 2, has topped the overall Level A standings. As with previous editions, some students in the lower forms have scored better than their counterparts above them. This continues to bode well for their future performance.

The top students in both Levels A and Level B will be contacted with a view to undergoing specialized training as we begin preparations to select and send a team to represent us in the 2023 IChO in Switzerland.

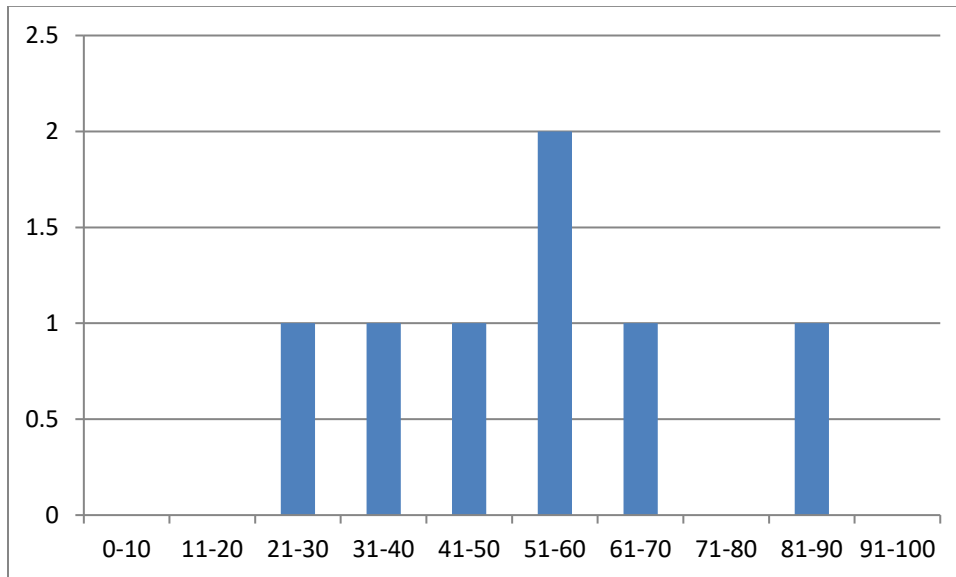
Once again, congratulations to all participants, as we look forward to the 2023/2024 TTChO!

Overall Results Level A

Form 2:

Kashveer Sookoor	88.33	Naparima College	1st
Savir Singh	61.67	Naparima College	2nd
Yuvraj Roopnarine	60.00	Naparima College	3rd

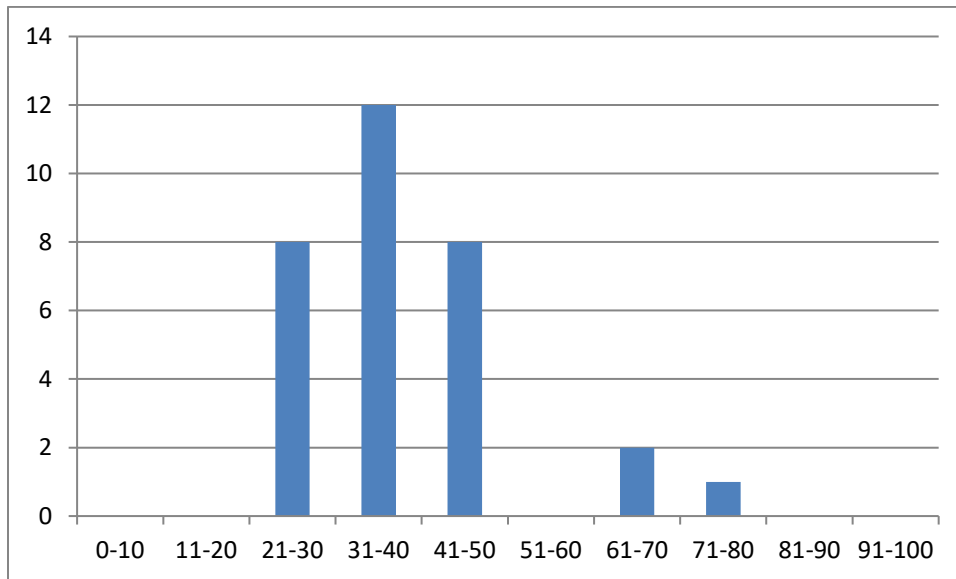
Mean for Form 2 SD for Form 2
53.57 20.38



Form 3:

Sameer Khan	71.67	Couva East Secondary School	1st
Luke Balliram	63.33	Naparima College	2nd
Soren Narine	63.33	Fatima College	2nd

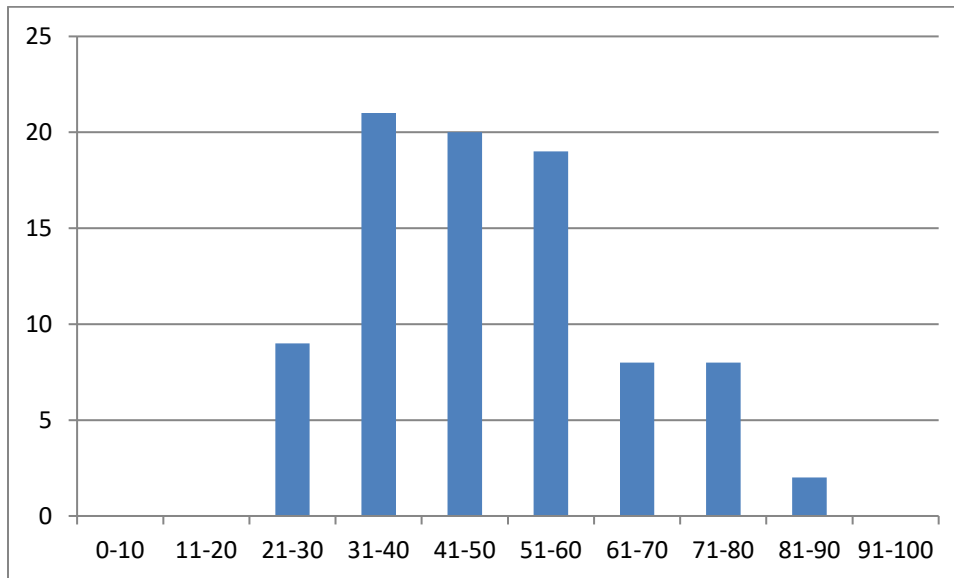
Mean for Form 3 SD for Form 3
39.30 11.57



Form 4:

Avani Ramlogan	83.33	Naparima Girls' High School	1st
Krish Hiranandani	81.67	Fatima College	2nd
Kaylee Maharaj	76.67	Naparima Girls' High School	3rd
Nicholas Seemungal	76.67	Presentation College, San Fernando	3rd

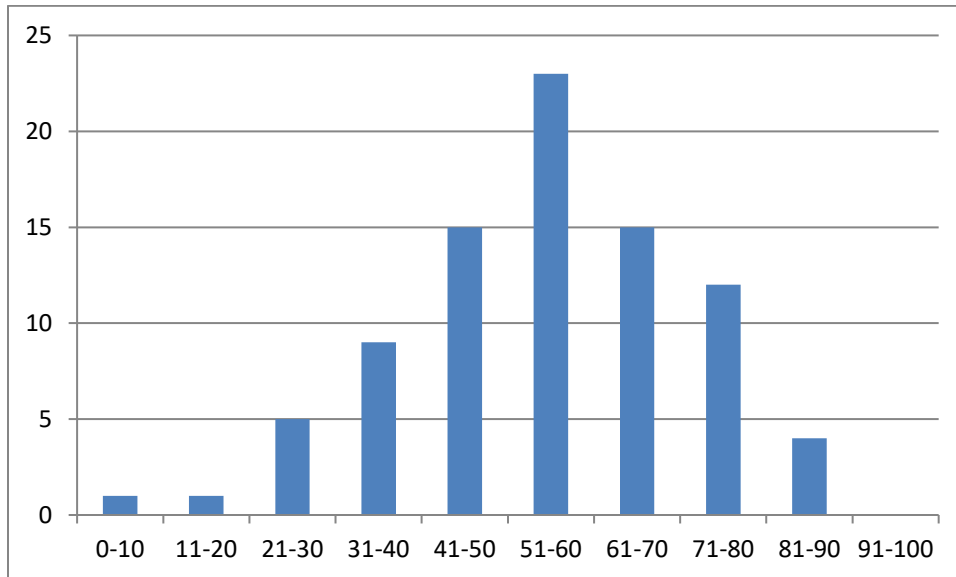
Mean for Form 4 SD for Form 4
48.77 14.66



Form 5:

Bryan Balkissoon	85.00	Naparima College	1st
Kovid Capildeo	85.00	Presentation College Chaguanas	1st
Saiesh Rampersad	85.00	Presentation College Chaguanas	1st
Sameer Sookoor	85.00	Naparima College	1st

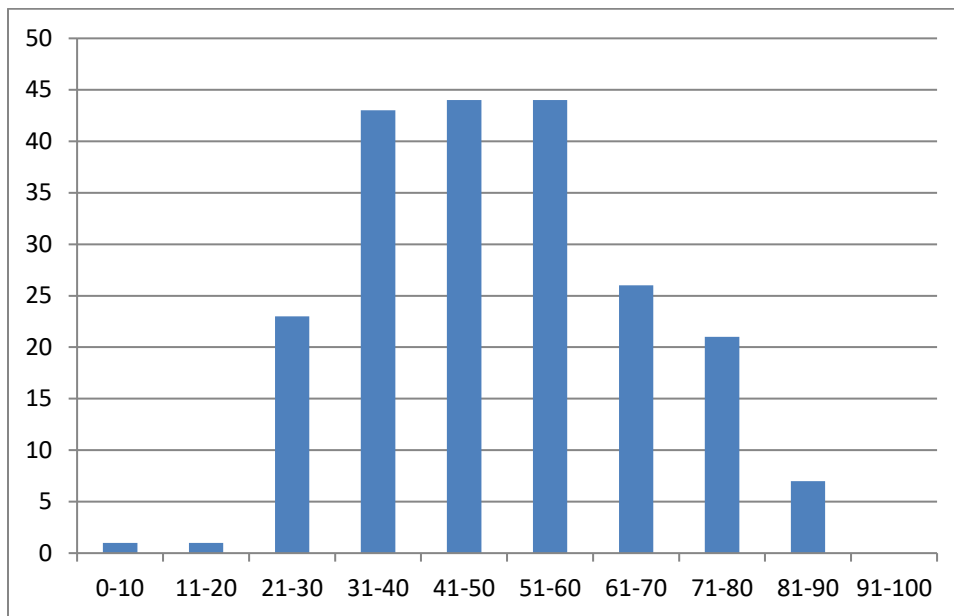
Mean for Form 5 SD for Form 5
55.18 16.28



Overall Level A Performance:

Kashveer Sookoor	88.33	Naparima College	1st
Bryan Balkissoon	85.00	Naparima College	2nd
Kovid Capildeo	85.00	Presentation College Chaguanas	2nd
Saiesh Rampersad	85.00	Presentation College Chaguanas	2nd
Sameer Sookoor	85.00	Naparima College	2nd

Mean for Level A SD for Level A
50.13 15.97

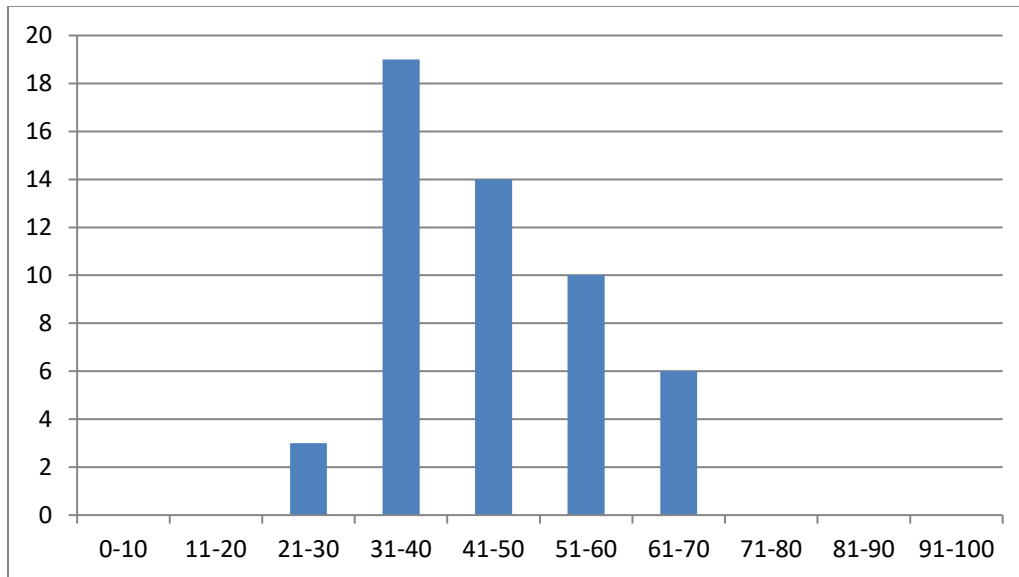


Overall Results Level B

Lower 6:

Samuel Blache	68.33	Hillview College	1st
Wiraaj Annamunthodo	68.33	Presentation College, San Fernando	1st
James Ali	66.67	Naparima College	3rd

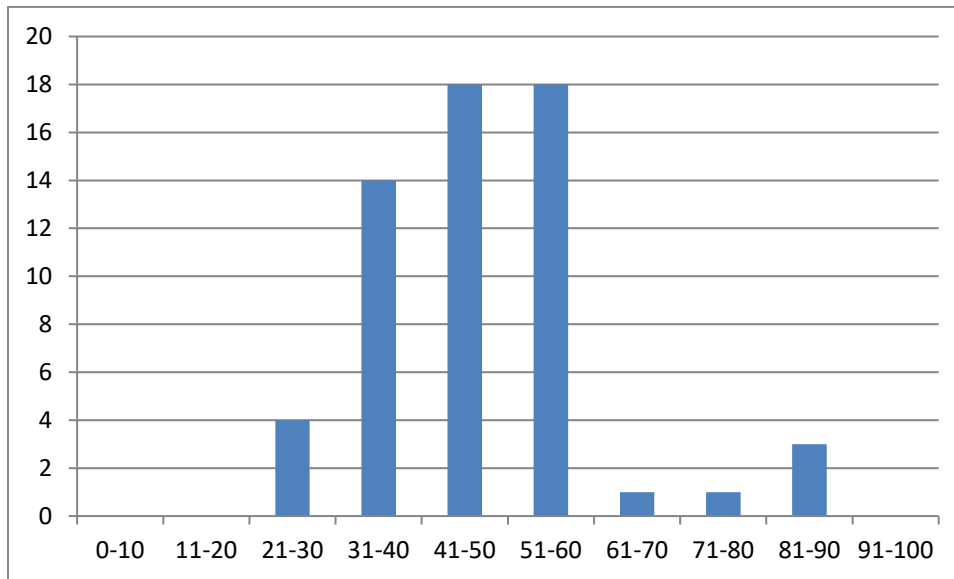
Mean for Lower 6 SD for Lower 6
45.10 11.50



Upper 6:

Fazeel Ali	90	Presentation College Chaguanas	1st
Saleem Salick	90	Presentation College Chaguanas	1st
Raymond Liu	85	Presentation College Chaguanas	3rd

Mean for Upper 6 SD for Upper 6
48.53 13.58



Overall Level B Performance:

Fazeel Ali	90	Presentation College Chaguanas	1st
Saleem Salick	90	Presentation College Chaguanas	1st
Raymond Liu	85	Presentation College Chaguanas	3rd

Mean for Level B SD for Level B
46.92 12.71

